

## Data sheet

### OpDAT patch cord 2xST/2xST OS2

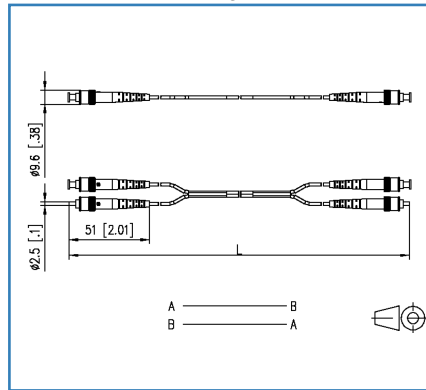

Page 1/5

P/N  
151P1AOAOXXE

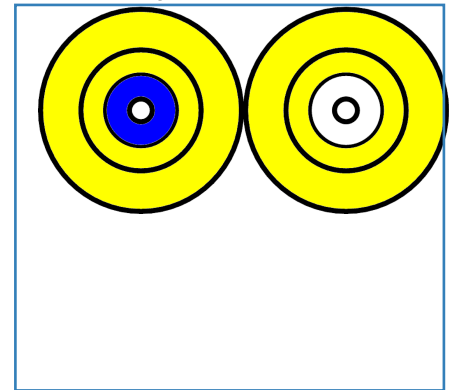
2018-15-02

#### Illustrations

Produktbild 151P1AOAOXXE (OS2 - 2xST Dimensional drawing



Principle diagram



See enlarged drawings at the end of document

#### Product specification

- single mode patch cord I-V(ZN)H E9/125 OS2
- single mode fiber OS2, E9/125  $\mu\text{m}$ , bend insensitive according to IEC 60793-2-50 type B6\_a and B6\_b and G.657.A2 and B2, compatible to G.652.D
- outer diameter 2.0 x 4.2 mm
- halogen-free LSHF-FR sheath with low smoke development, flame retardant
- duplex cord as zip-cord (figure 8) with two tight buffered fibers and aramide strain relief
- 100 % tested
- maximum length: 20 m
- all available variants can be created with the cable configurator



**Data sheet**  
**OpDAT patch cord 2xST/2xST OS2**

**Technical Data**

**General Data**

Fields of application	Office Data center
Design	Patch cords
Transmission technology	Fiber optic
Wiring	crossed
Color	yellow
Dimensions	
Dimension - Interface 1 (L x H)	51.00 x 9.60 mm
Dimension - Interface 1 (L x H)	2.008 x 0.378 in.
Dimension - Interface 2 (L x H)	51.00 x 9.60 mm
Dimension - Interface 2 (L x H)	2.008 x 0.378 in.
Mode type of the fiber	Single mode
Fiber class	OS2: IEC 60793-2-50 B6_a, B6_b & ITU-T G.657.A2, G.657.B2, G.652.D
Number of cables/ cores	2
Shape	UPC (Ultra Physical Contact)/UPC (Ultra Physical Contact)
Fiber construction	9/125 µm
Maximum length	20.00 m
Weight	8.0 kg/km

**Connections/interfaces**

Connector technology interface 1	ST
Connector technology interface 2	ST
Ferrule diameter	2.50 mm
Ferrule diameter	0.098 in.

**Optical characteristics**

Insertion loss	max. 0.4 dB
Return loss	min. 50 dB

### Technical Data

#### Mechanical characteristics

strain relief	aramide fibres
Maximum installation load	15.00 mm
Maximum installation load	0.591 in.

#### Materials and material properties

Bend insensitivity	yes
Flame retardancy	yes
Halogen free	yes

#### Environmental conditions

Temperature (min. - max.)	
Temperature - Storage °C	-10 - 60 °C
Temperature - Storage °F	14 - 140 °F
Temperature - Operating °C	-10 - 60 °C
Temperature - Operating °F	14 - 140 °F
Temperature - Installation °C	-10 - 60 °C
Temperature - Installation °F	14 - 140 °F

#### Approvals

RoHS	compliant
------	-----------

#### The product meets the following standards

Generic cabling systems	
General requirements	ISO/IEC 11801
Fibre optic connector interfaces	IEC 61754-2
Optical fibers: Indoor optical cables	
Sectional specification for class B single-mode fibres	ISO/IEC 60793-2-50 type B6_a/B6_b
Optical fibers - Interconnecting devices and passive components - basic test and measuring methods	
Fibre optic interconnecting devices and passive components	IEC 61300-3-4   IEC 61300-3-6
Test on gases evolved during combustion of materials from cables	
Determination of acidity (by measuring the pH value) and conductivity	IEC 60754-2



### Technical Data

#### The product meets the following standards

Tests on electric and optical fibre cables under fire conditions

Test for vertical flame propagation for a single insulated wire or cable	IEC 60332-1
Test for vertical flame spread of vertically-mounted bunched wires or cables	ISO/IEC 60332-3-24
Measurement of smoke density of cables burning	ISO/IEC 61034
ITU-T standard	ITU-T G.657.A2 and G.657.B2, compatible with ITU-T G.652.D

#### Classifications

ETIM 6.0	EC001263
----------	----------

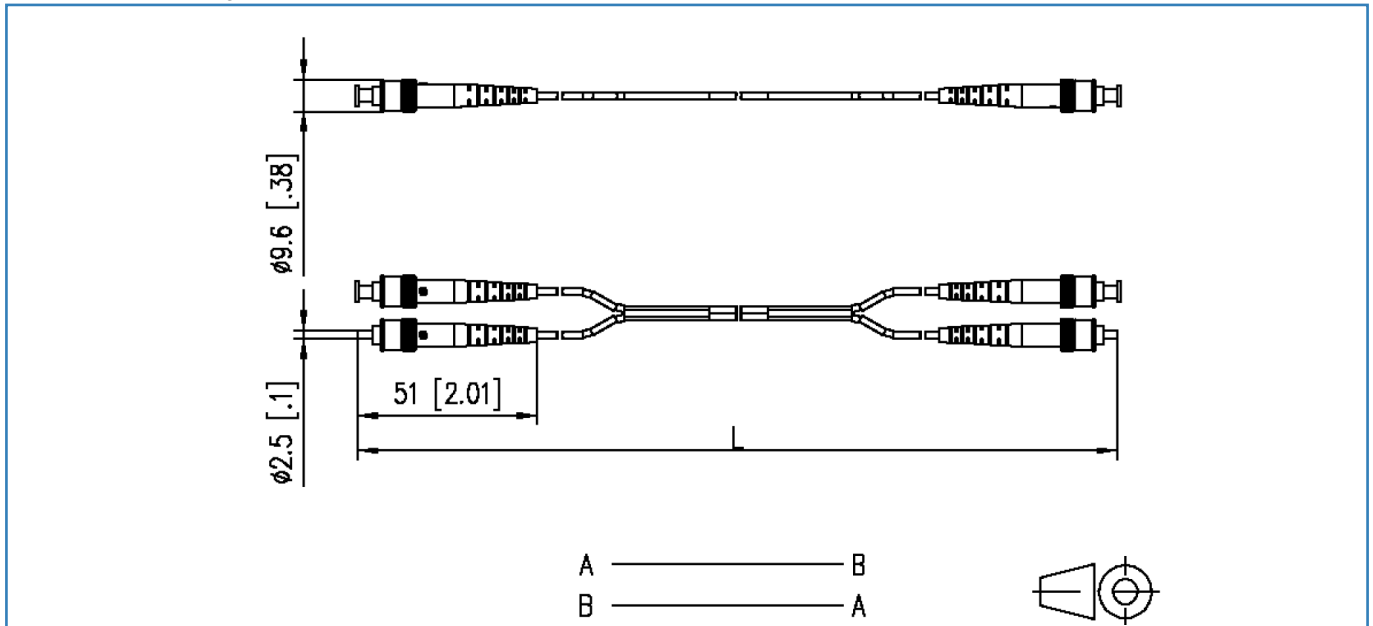
#### Packing details

Type of packaging	1 pc(s) / plastic bag
Packaging dimension (W x H x D)	160.00 x 100.00 x 380.00 mm
Packaging dimension (W x H x D)	6.299 x 3.937 x 14.961 in.



**Illustrations**

Dimensional drawing



Principle diagram

