

# Single-Fiber Plenum Cables

CORNING

## Features and Benefits

### Meets NEC requirements

Meets burn test criteria

### All-dielectric strength member

Mechanical durability

## Standards

Approval and Listings

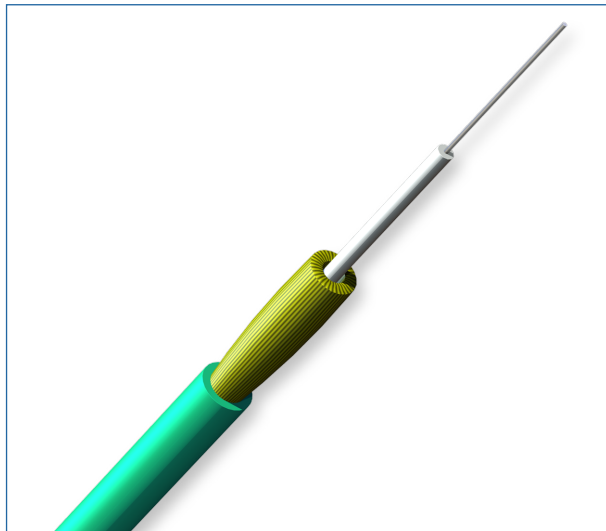
National Electrical Code®  
(NEC®) OFNP, CSA FT-6,  
ICEA S-83-596

Flame Resistance

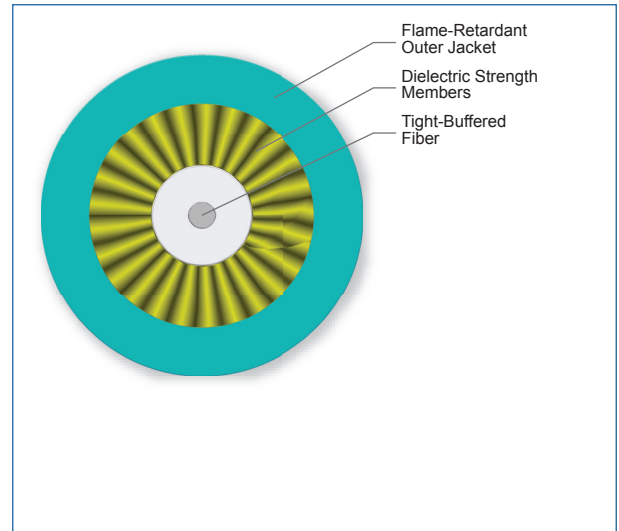
NFPA 262 (for plenum, riser  
and general building appli-  
cations)

Corning single-fiber cables are designed for interconnect applications. A 900 µm TBI® buffered fiber is surrounded by aramid yarn strength members and a flame-retardant jacket. Dielectric strength members offer mechanical durability and the flame-resistant jacket meet requirements of the National Electrical Code® (NEC®) Article 770.

*This cable is available in 12 different jacket colors – blue, orange, green, brown, slate, white, red, black, yellow, violet, rose and aqua. The colored jacket allows for easy visual identification of the cables. The standard jacket color will be determined by the dominant fiber type in the cable and will use the standard part numbers shown here. Contact Customer Care at 1-800-743-2675 to order other color options.*



Single-Fiber Plenum Cable  
| Photo PIM1234



Single-Fiber Plenum Cable  
| Photo PIM1234

CORNING

# Single-Fiber Plenum Cables

CORNING

## Specifications

Temperature Range	
Storage	-40 °C to 70 °C (-40 °F to 158 °F)
Operation	0 °C to 70 °C (32 °F to 158 °F)

\* Note: Corning recommends storing cable in a proper temperature environment prior to installation to allow the cable temperature to meet installation temperature range specifications for best installation results.

Mechanical Characteristics Cable							
Fiber Count	Nominal Outer Diameter	Product Type	Max. Tensile Strength, Short-Term	Max. Tensile Strength, Long-Term	Min. Bend Radius Installation	Min. Bend Radius Operation	Weight
1	2.9 mm (0.11 in)	Interconnect	220 N (50 lbf)	66 N (15 lbf)	50 mm (2.0 in)	25 mm (1.0 in)	7.4 kg/km (5.0 lb/1000 ft)
1	2.0 mm (0.08 in)	Interconnect	220 N (50 lbf)	66 N (15 lbf)	50 mm (2.0 in)	25 mm (1.0 in)	4.3 kg/km (2.9 lb/1000 ft)
1	1.6 mm (0.06 in)	Interconnect	150 N (33 lbf)	45 N (10 lbf)	50 mm (2.0 in)	25 mm (1.0 in)	2.7 kg/km (1.8 lb/1000 ft)

Chemical Characteristics	
RoHS	Free of hazardous substances according to RoHS 2002/95/EG

## Transmission Performance

Multimode					
Fiber Core Diameter (µm)	62.5	50	50	50	50
Fiber Category	OM1	OM2	OM3	OM4	OM4 Extended Distance
Fiber Code	K	T	T	T	T
Performance Option Code	30	31	80	90	91
Wavelengths (nm)	850/1300	850/1300	850/1300	850/1300	850/1300
Maximum Attenuation (dB/km)	3.4/1.0	2.8/1.0	2.8/1.0	2.8/1.0	2.8/1.0
Serial 1 Gigabit Ethernet (m)	200/500	750/600	1000/600	1100/600	1100/600
Serial 10 Gigabit Ethernet (m)	220/-	150/-	300/-	550/-	600/-
Min. Overfilled Launch (OFL) Bandwidth (MHz*km)	300/550	700/500	1500/500	3500/500	3500/500
Minimum Effective Modal Bandwidth (EMB) (MHz*km)	33/-	950/-	2000/-	4700/-	5350/-

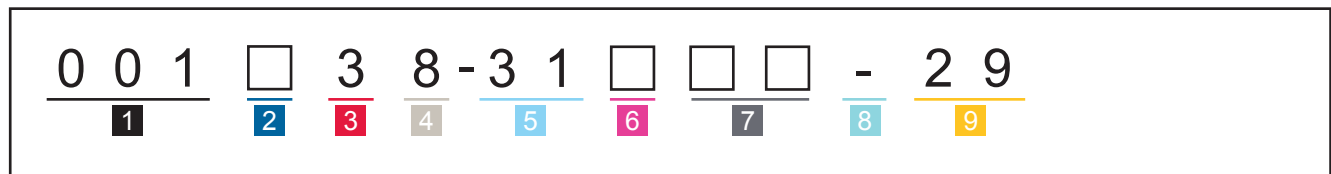
CORNING

# Single-Fiber Plenum Cables

CORNING

Single-mode	
Fiber Name	SMF-28e® fiber
Fiber Category	G.652.D
Fiber Code	E
Performance Option Code	31
Wavelengths (nm)	1310/1383/1550
Maximum Attenuation (dB/km)	0.65/0.65/0.50

**Ordering Information** | *Note: Contact Customer Care at 1-800-743-2675 for other options.*



**1** Defines fiber count.  
001

**2** Select fiber code.  
K = 62.5 µm multimode (OM1)  
T = 50 µm multimode (OM2/OM3/OM4/OM4+)  
E = Single-mode (OS2) SMF-28e+®

**3** Defines cable type.  
3 = Single-fiber cable

**4** Defines outer jacket.  
8 = Plenum

**5** Defines fiber placement and markings.  
31 = Single-fiber cable (feet markings)

**6** Select diameter options.  
1 = 2.9 mm  
3 = 2.0 mm  
4 = 1.6 mm

**7** Select performance option code.  
30 = 62.5 µm multimode (OM1)  
31 = 50 µm multimode (OM2)  
80 = 50 µm multimode (OM3)  
90 = 50 µm multimode (OM4)  
91 = 50 µm multimode (OM4+)  
31 = Single-mode (OS2)  
(Max. attenuation 0.35/0.35/0.25 dB/km)

**8** Defines cable type.  
- = Single-fiber cable

**9** Defines special manufacturing code.  
29 = Standard for single-fiber plenum cable



Corning Optical Communications LLC • PO Box 489 • Hickory, NC 28603-0489 USA

800-743-2675 • FAX: 828-325-5060 • International: +1-828-901-5000 • [www.corning.com/opcomm](http://www.corning.com/opcomm)

A complete listing of the trademarks of Corning Optical Communications is available at [www.corning.com/opcomm/trademarks](http://www.corning.com/opcomm/trademarks). Corning Optical Communications is ISO 9001 certified. © 2014 Corning Optical Communications. All rights reserved.

CORNING